









EXTRA JUICY™


GAME RULES

						
5 - 1000 4 - 500 3 - 50	5 - 500 4 - 250 3 - 30	5 - 250 4 - 100 3 - 20	5 - 150 4 - 50 3 - 12	5 - 100 4 - 20 3 - 8	5 - 50 4 - 10 3 - 4	5 - 20 4 - 5 3 - 2

All symbols pay from left to right on adjacent reels starting from any reel.



This is the SCATTER symbol. It appears only on reels 1, 3 and 5.

3x  pays 2x total bet.

Hit 3 SCATTER symbols on reels 1, 3 and 5 to trigger the PROGRESSIVE MULTIPLIER FREE SPINS ROUND.

SCATTER pays on any position

PROGRESSIVE MULTIPLIER FREE SPINS

At the beginning of the PROGRESSIVE MULTIPLIER FREE SPINS ROUND, the player is awarded 12 free spins with a starting multiplier of 1x.

After every free spin, the multiplier increases by 1x.

The wins of each free spin are multiplied by the current multiplier, except for SCATTER wins.

3 SCATTER symbols on reels 1, 3 and 5 during the PROGRESSIVE MULTIPLIER FREE SPINS ROUND award 12 additional free spins, up to a total of 60 free spins.

The feature can be retriggered up to 4 times.

Special reels are in play during the PROGRESSIVE MULTIPLIER FREE SPINS ROUND.

VOLATILITY ⚡⚡⚡⚡

High volatility games pay out less often on average but the chance to hit big wins in a short time span is higher

All symbols pay from left to right on selected paylines.

Free Spins win is added to the payline win.

All wins are multiplied by bet per line.

All values are expressed as actual wins in coins.

When winning on multiple paylines, all wins are added to the total win.

Only the highest win is paid per line.



SPACE and ENTER buttons on the keyboard can be used to start and stop the spin.



Malfunction voids all pays and plays.

MINIMUM BET: R0.10


MAXIMUM BET: R50.00

The theoretical RTP of this game is 96.52%

HOW TO PLAY


Click the  or  buttons to change the bet value and open the bet menu.
Select the bet you want to use in the game.

MAIN GAME INTERFACE


 opens the SETTINGS menu that contains settings which affect the way the game is being played.

 opens the Information page

CREDIT and BET labels show the current balance and current total bet.
Click on the labels to switch between coins view and cash view.

and  change up or down the current bet and open the bet menu, where you can change the bet denominations.

 starts the game

 opens the automatic play menu

SETTINGS MENU

QUICK SPIN – Selects the Quick Spin setting for game reels to start automatically and stop as soon as released

INTRO SCREEN – toggles the introductory screen on and off

AMBIENT – toggles the ambient sound and music in the game on and off

SOUND FX – toggles the game's sound effects on and off

GAME HISTORY – opens the game history page

INFORMATION SCREEN

 and  scroll between information pages

 closes the information screen

BET MENU

The bet menu shows the number of lines available in the game, and the current total bet in both coins and cash.

Use the  and  buttons in the COINS PER LINE and COIN VALUE fields to change the values.

AUTOPLAY

Click on the buttons showing the number of possible auto-spins to start Autoplay

SKIP SCREENS option auto-skips the feature introduction and end screens after a short period of time