




## GAME RULES

All symbols pay from left to right on adjacent reels starting from the leftmost reel.



SCATTER pays on any position.  
It appears on all reels.



This is the SPECIAL SCATTER symbol.  
It appears on reels 1, 3 and 5.



This is the WILD symbol.  
It substitutes for all symbols  
except for SCATTER and SPECIAL  
SCATTER.  
Whenever a WILD symbol hits, it  
expands to cover all positions on  
the reel vertically.

### VOLATILITY

Medium volatility games pay out steadily and the range of pays varies from low to very high.

All symbols pay from left to right on selected paylines.

All wins are multiplied by bet per line.

Bonus wins are multiplied by total bet.

All values are expressed as actual wins in coins.

Only the highest win is paid per line.

When winning on multiple paylines, all wins are added to the total win.



The theoretical RTP of this game is 96.27%

SPACE and ENTER buttons on the keyboard can be used to start and stop the spin.

Malfunction voids all pays and plays.

MINIMUM BET: R0.75

MAXIMUM BET: R1,500.00

## HOW TO PLAY

Click the or buttons to change the bet value and open the bet menu.

Select the bet you want to use in the game.

Press the SPIN button to play.

## MAIN GAME INTERFACE

opens the SETTINGS menu that contains settings which affect the way the game is being played.

- cycles through spin speed settings, normal speed, quick spin and turbo spin.

toggles sound and music on and off

opens the Information page

CREDIT and BET labels show the current balance and current total bet.

Click on the labels to switch between coins view and cash view.

and change up or down the current bet and open the bet menu, where you can change the bet denominations.

starts the game

AUTOPLAY opens the automatic play menu.

Click the AUTOPLAY button again to stop it.

## SETTINGS MENU

**QUICK SPIN** – Selects the Quick Spin setting for game reels to start automatically and stop as soon as released

**INTRO SCREEN** – toggles the introductory screen on and off

**AMBIENT** – toggles the ambient sound and music in the game on and off

**SOUND FX** – toggles the game's sound effects on and off

**GAME HISTORY** – opens the game history page

## INFORMATION SCREEN

 and  scroll between information pages

 closes the information screen

## BET MENU

The bet menu shows the number of lines available in the game, and the current total bet in both coins and cash.

Use the  and  buttons in the COINS PER LINE and COIN VALUE fields to change the values.

## AUTOPLAY

Click on the buttons showing the number of possible auto-spins to start Autoplay

**SKIP SCREENS** option auto-skips the feature introduction and end screens after a short period of time