



GAME RULES

All symbols pay from left to right on adjacent reels starting from the leftmost reel.



3 - 25



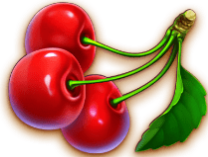
3 - 15



3 - 10



3 - 7



3 - 6



3 - 5



3 - 3



3 - 2

RESPIN UNTIL YOU WIN FEATURE

When two full vertical stacks of the same symbol hit, the reel that doesn't contain a symbol of the same type re-spins until you win. The stacks that initiated the feature remain in place until any winning combination hits.

Special reels are in play during the feature.



3 - 75

This symbol is WILD and substitutes for all symbols.

DOUBLE MULTIPLIER WHEEL

If the full screen is stacked with the same symbol, including WILD, the DOUBLE MULTIPLIER WHEEL feature is triggered.

Two wheel of fortune are shown on the screen. The lower wheel spins, and can award a multiplier for the total win of the spin of 2x, 3x, 4x, 5x or an UP item that moves to the upper wheel. If it moves to the upper wheel, the wheel spins and awards a multiplier for the total win of the spin of 7x, 8x, 10x, 12x or 20x.



Medium volatility games pay out steadily and the range of pays varies from low to very high

All symbols pay from left to right on selected paylines.
All wins are multiplied by bet per line.

All values are expressed as actual wins in coins.
Only the highest win is paid per line.

When winning on multiple paylines, all wins are added to the total win.



SPACE and ENTER buttons on the keyboard can be used to start and stop the spin.

The theoretical RTP of this game is 96.52%

MINIMUM BET: R0.05
MAXIMUM BET: R25.00

Malfunction voids all pays and plays.

HOW TO PLAY

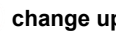
Click the  or  buttons to change the bet value and open the bet menu.
Select the bet you want to use in the game.

MAIN GAME INTERFACE


 opens the SETTINGS menu that contains settings which affect the way the game is being played.

 opens the Information page

CREDIT and BET labels show the current balance and current total bet.
Click on the labels to switch between coins view and cash view.

and  change up or down the current bet and open the bet menu, where you can change the bet denominations.

 starts the game

 opens the automatic play menu

SETTINGS MENU

QUICK SPIN – Selects the Quick Spin setting for game reels to start automatically and stop as soon as released

INTRO SCREEN – toggles the introductory screen on and off

AMBIENT – toggles the ambient sound and music in the game on and off

SOUND FX – toggles the game's sound effects on and off

GAME HISTORY – opens the game history page

INFORMATION SCREEN

 and  scroll between information pages

 closes the information screen

BET MENU

The bet menu shows the number of lines available in the game, and the current total bet in both coins and cash.

Use the  and  buttons in the COINS PER LINE and COIN VALUE fields to change the values.

AUTOPLAY

Click on the buttons showing the number of possible auto-spins to start Autoplay

SKIP SCREENS option auto-skips the feature introduction and end screens after a short period of time