

## GAME RULES

All symbols pay from left to right on adjacent reels starting from the leftmost reel.



3 - 250



3 - 150



3 - 100



3 - 80



3 - 80



3 - 20



3 - 20





3 - 20



3 - 20



3 - 250

This is the WILD SYMBOL. It substitutes for all symbols except for  or . Whenever the WILD symbol hits on a reel and can form winning combinations it expands vertically to fill the whole reel.



These are the MONEY SYMBOLS. It appears only on the middle reel.



At every spin, the MONEY SYMBOL take a random value of 1x to 20x total bet.

## HOLD AND RESPIN

Whenever 3x  or  hit in the middle reel it triggers the HOLD AND RESPIN BONUS.

When the feature starts the symbols on the middle reel remain in place and the symbols on the other reels fade away.

The value of all MONEY SYMBOLS on the middle reels are added to the total win of the round.

Start with 4 RESPINS. All MONEY SYMBOLS that hit after each respin reset the number of respins back to 4 and the value of each MONEY SYMBOL on the screen is added to the total win of the round.



This is the DIAMOND MONEY SYMBOL. It appears only on reels 1 and 3 on the RESPIN ROUND. Whenever it hits it takes a random value from 100x to 500x total bet.

The round ends when there are no more respins left. When the feature is complete the total value collected so far is awarded.

Special reels are in play during the respin round.

## VOLATILITY

Medium volatility games pay out steadily and the range of pays varies from low to very high.

All symbols pay from left to right on selected paylines.

All wins are multiplied by bet per line.

Bonus wins are multiplied by total bet.

All values are expressed as actual wins in coins.

Only the highest win is paid per line.

When winning on multiple paylines, all wins are added to the total win.



SPACE and ENTER buttons on the keyboard can be used to start and stop the spin.

The theoretical RTP of this game is 96.7%

Malfunction voids all pays and plays.

MINIMUM BET: R0.05  
MAXIMUM BET: R25.00

## HOW TO PLAY


Click the  or  buttons to change the bet value and open the bet menu.  
Select the bet you want to use in the game.

## MAIN GAME INTERFACE


 opens the **SETTINGS** menu that contains settings which affect the way the game is being played.

 opens the Information page

**CREDIT** and **BET** labels show the current balance and current total bet.  
Click on the labels to switch between coins view and cash view.

and  change up or down the current bet and open the bet menu, where you can change the bet denominations.

 starts the game

 opens the automatic play menu

## SETTINGS MENU

**QUICK SPIN** – Selects the Quick Spin setting for game reels to start automatically and stop as soon as released

**INTRO SCREEN** – toggles the introductory screen on and off

**AMBIENT** – toggles the ambient sound and music in the game on and off

**SOUND FX** – toggles the game's sound effects on and off

**GAME HISTORY** – opens the game history page

## INFORMATION SCREEN

 and  scroll between information pages

 closes the information screen

## BET MENU

The bet menu shows the number of lines available in the game, and the current total bet in both coins and cash.

Use the  and  buttons in the **COINS PER LINE** and **COIN VALUE** fields to change the values.

## AUTOPLAY

Click on the buttons showing the number of possible auto-spins to start Autoplay

**SKIP SCREENS** option auto-skips the feature introduction and end screens after a short period of time