

Contents

Introduction	2
How to Play	2
Card Values	2
Main Bets.....	3
Side Bets.....	3
Placing Bets.....	5
Autoplay.....	7
Return to Player.....	8
Cards Panel/Navigation	9
Andar Bahar Statistics.....	10
Navigation Controls.....	12
Cards Shuffle and Cards Change.....	14
Game Inconveniences	15
Disconnection Policy	15

Introduction

Andar Bahar is one of the most popular games in India. It is said to have originated in Bengaluru (Bangalore) in the southern state of Karnataka, and it can be also known in Tamil as Mangatha or Ullae Veliyae, south part of India mostly. It's a game of pure chance and very easy to play where the odds are 50/50.

The objective in the Andar Bahar game is to guess on which side (Andar or Bahar) the card that must match the Joker (house) card will be dealt.

How to Play

To start playing, select a bet amount by clicking on a chip from the chips tray and then click on your choice of the following: Andar, Bahar, First 3, 1st Andar, 1st Bahar and a multitude of side bets.

You will be allowed to place or modify your bets while the message "**PLEASE PLACE YOUR BETS**" is shown on the screen. This will happen as soon as the Joker card has been dealt.

You may place bets during the betting time until the Dealer announces: "**BETS CLOSED**".

The total amount of your bets will be shown in the **Total Bet** field.

After the betting time is over, the Dealer will deal card for each side, as followed: 1st card to the Andar side and 2nd card to the Bahar side, and so on, until one of the sides will match the value (rank) of the Joker card.

When one of the sides (Andar or Bahar) has matched with the Joker card, the game round has ended.

On the game user interface, the winning bet fields will be highlighted. If any of your bets cover the winning bet fields, you will receive returns in accordance with the type of bets placed. Your win amount will be shown in the win message.

Once the game round is finished, the Dealer will collect the open cards on the table, take the remaining ones from the shoe and place them in the Shuffle Machine, from which the dealer will also take the shuffled deck of cards and start a new game round.

Card Values

The game is played with 1 standard 52-card deck.

The card values (rank) are irrelevant in this game, only thing that matters if one of the side cards (Andar or Bahar) will eventually match with the Joker (house) card (e.g., Joker card is a King and after dealing cards to both sides until Andar or Bahar will have a King as well – then the game ends).

The rank (value) and suit (color) of the cards will be relevant when placing on the side “**First 3**”.

Cards	A	2	3	4	5	6	7	8	9	10	J	Q	K
Points	1	2	3	4	5	6	7	8	9	10	11	12	13

Main Bets

There are two different kinds of main bets in Andar Bahar that can be placed corresponding to two possible outcomes in Andar Bahar: **Andar** wins (Andar’s card matches the Joker card), **Bahar** wins (Bahar’s card matches the Joker card).

The chances are slightly greater for the side on which the first card is dealt (in our case Andar) and the payout reflects this.

A winning bet on **Andar** is paid at **0.9:1**.

A winning bet on **Bahar** is paid at **1:1**.

Placing bets on the Andar and the Bahar betting spots may be a subject to opposite betting blocking.

Side Bets

To make your experience more exciting while playing the Andar Bahar game, receive higher rewards and win more frequently, we offer several types of side bets.

There are two different categories of side bet options available at Andar Bahar table:

First category of side bets will be based on a 3-card combination: The Joker card and the first 2 cards dealt (one to Andar and one to Bahar), which will also be known as “**First 3**” and the combinations are similar to the terms used in Poker:

- **Straight Flush** – three cards in sequence and the same suit (e.g., 10, Jack and Queen of Spades).
- **Straight** – three cards in sequence but of a different suit (e.g., Ace can be used to achieve an Ace, 2 and 3 Straight **OR** Queen, King and Ace Straight).
- **Flush** – three cards of different rank but of the same suit (e.g., 2, 6, and King of Clubs).

Note:

The bets placed on the “**First 3**” side bet is returned to you if the first card on Andar side matches the Joker card.

The player can place bets on the side bets without having to place them on the main bets.

The payout is calculated based on your bet multiplied on the odds. The pay table for one deck is shown below:

Combination	Payout
Straight Flush	120:1
Straight	8:1
Flush	5:1

The second category of side bets allows the player to predict how many cards will be dealt in total for both sides until a card with the same value as the Joker (house) card will be drawn. Side bets are as followed:

- 1st card on Andar – wins if the 1st card on Andar matches the Joker card.
- 1st card on Bahar – wins if the 1st card on Bahar matches the Joker card.
- 1 to 5
- 6 to 10
- 11 to 15
- 16 to 25
- 26 to 30
- 31 to 35
- 36 to 40
- 41 to 49

Example: If a player believes that a card that will match the Joker card will be dealt in the first 10 cards, he can place the bet on 6 to 10 with a payout of 3.5:1. If the card having the same value as Joker card is drawn within the first 6 to 10 cards, the player will win 3.5 times his bet

Note: When counting the total cards dealt, the Joker card is not taken into consideration.

The payout is calculated based on your bet multiplied on the odds. The pay table for one deck is shown below:

Combination	Payout
1 st card on Andar	15:1
1 st card on Bahar	15.5:1
1 to 5	2.5:1
6 to 10	3.5:1
11 to 15	4.5:1
16 to 25	3.5:1
26 to 30	14.5:1
31 to 35	24.5:1
36 to 40	49:1
41 to 49	119:1

Placing Bets

When placing bets, please pay attention to the screen elements below to make sure your bets are placed on time and successfully validated.

The **Table Name** indicates the table you are currently playing at and the **Table Limits** show the minimum and maximum stakes allowed at the table. When clicking on this area, the **Bet Limits & Payouts** window will be opened, showing minimum and maximum limits for each bet type as well as the payout odds.

Andar Bahar 1 € to 1.000 € ✓

The **Game Information Indicator** will inform you of the game status, the remaining time for placing bets and the status of your bets.

PLACE YOUR BETS - 10

“PLEASE PLACE YOUR BETS” is shown to tell you when you may start placing your bets. The indicator bar will show the remaining time in green, which will decrease to the left. “LAST BETS” is shown when only 5 seconds of the betting time remain. This indicator will be coloured orange.

“BETS CLOSED” means that there is no more time to place bets and all betting areas will become inactive.

After the betting time is over, you will receive a “BETS ACCEPTED” message indicating that your bets have been accepted and will participate in the game round. Otherwise, you will receive a message stating “NOT ALL BETS ACCEPTED” or “BETS REJECTED” in cases described in the “[Game Inconveniences](#)” section of this guide.

The **“DEALING”** message will be shown when the Dealer is dealing initial cards and additional cards.

The message **“WAIT FOR NEXT GAME”** is shown if you have no bets placed in the current game round. After this game round is over, you may place your bets during the next betting time.

A **“LOW BALANCE”** message on the status bar means that your balance is too low to cover the minimum bet amount allowed at the table. You will need to add funds to your balance to be able to participate in the game round.

A **“GAME PAUSED”** message will appear if the game round is temporarily suspended due to Dealer failure, equipment failure, or other unforeseen circumstances.

A **“GAME CANCELLED”** message will appear on the status bar if the game round is cancelled due to unforeseen circumstances and immediate resolution is not possible. For more information about “Game Cancelled” cases, please refer to the [“Game Inconveniences”](#) section of this guide.

The **Chip Display** allows you to select the value of the chips you wish to bet with. To see all available chip values, click on the chip in the lower part of the screen under the Rebet, Double and Undo buttons. Only chip values that can be used with your current Balance will be available.



The **Rebet button** allows you to repeat the same bet(s) you placed in the previous game round at the current table. Once you have clicked Rebet, the Double and Undo buttons will be enabled.



Clicking the **Double button** will double the number of chips that you have placed on an available bet spot. Every click will double your bet.



Clicking the **Undo button** will remove the last bet you placed. This button will be available only during the betting time. Once bets are closed, you will not be able to undo or change your bets. Repeatedly clicking the undo button will remove bets one by one, with the most recent bet(s) removed first.



The **Balance indicator** shows your available funds and the currency. It is always displayed in the bottom of the game window on desktop and mobile devices.

Please make sure that your balance is sufficient to cover your bets before you start playing.

If your balance is not updated after placing bets or after you see a winning message, please try refreshing your game window in the browser or click the F5 key on your keyboard.

The **Cashier button** (if applicable) located next to your Balance on desktop will open the Cashier window for deposits and withdrawals. On mobile devices the Cashier button is located inside the game Menu.



The **Total Bet indicator** shows the current total of all bets placed on the current game round. It is always displayed at the bottom of the game window.

The **Game ID Number** shows the unique identifier of any game – the current Game ID Number. It is located next to the table name. The **time indicator** shows your current local time.

12:36 ID:1234567890

If you have any questions and wish to contact **Customer Support**, you should always note down (or take a screenshot of) the **Game ID Number**.

Autoplay

The **Autoplay feature** enables you to automatically repeat your bets for a selected number of game rounds. To activate the Autoplay feature, place your bets and press the **Autoplay button**.



This will open the **Autoplay window** where you will find all available settings to start the Autoplay feature. Depending on your casino jurisdiction, some configurations may be mandatory.

While the Autoplay window is open, Autoplay may be started in the game round when it was initiated or in any of the subsequent game rounds. After pressing the Start button, the Autoplay feature will begin. The remaining number of Autoplay rounds will be indicated on the **Modify Autoplay button**.



Once Autoplay has started, you may modify your bets by placing additional chips on the layout during the betting time.

To stop the Autoplay feature, open the Autoplay window and press the **Stop button**.

The Autoplay feature will be **stopped automatically** in the following cases:

1. The selected number of Autoplay rounds reaches 0. You will be notified with an on-screen message.
2. Your balance is too low to continue Autoplay.
3. One or more of the Stop Autoplay triggers occur (if applicable): balance decreases, balance increases, or single win exceeds selected value.

Return to Player

Andar Bahar game theoretical RTP:

Bet Type	Return to Player
Andar	97.84%
Bahar	97.01%

“First 3” side bet theoretical RTP:

Bet Type	Return to Player
Straight Flush	91.32%
Straight	80.45%
Flush	85.12%

The optimal Return to Player (RTP) for **“First 3”** is **91.25%**.

“How many cards will be dealt?” side bets theoretical RTP:

Bet Type	Return to Player
1 st card on Andar	94.13%

1 st card on Bahar	93.14%
1-5	94.87%
6-10	97.67%
11-15	92.97%
16-25	98.10%
26-30	94.57%
31-35	94.28%
36-40	94.88%
41-49	95.04%

Cards Panel/Navigation

In the Andar Bahar game, we offer another possibility for the player to be able to see the cards that have been dealt in the ongoing game round.

The Cards Panel on the User Interface is a mirror representation of the cards dealt in real-time at the table. It is positioned on the left-side of the User Interface.



The users have the possibility to navigate through the cards that have already been dealt at the table.





Andar Bahar Statistics

In Andar Bahar game we offer a wide range of statistics that covers also the main bets and side bets, giving the players the insight and the history of previous game rounds.

When the users first enter the table, they will notice a mini-view window with the high-level statistics, as followed:

- a. **The Roadmap** – similar to Bead Plate in Baccarat with an enhancement specific for Andar Bahar game, is an exact electronic representation of every hand (game round).

Icons	 17	 17
Meaning	Andar won	Bahar won

The first symbol appears in the top left corner of the grid, the road fills down vertically through all three cells of the column, before moving to the second column, and those three cells are filled in, and so on. There is no moving to a new column until the previous column is filled, irrespective of the result of each hand.



4 22	2 7	K 11	2 10	7 25	3 5	4 6	A 9
J 11	6 15	7 18	2 5	K 32	K 40	K 37	6 29
6 5	6 7	6 17	Q 8	K 8	10 8	9 25	

The values **inside** each symbol represents the Joker card and the color of the symbol represents which side (Andar or Bahar) has matched the Joker card.

The values **under** each symbol represents how many cards have been dealt during the game until Andar or Bahar has matched the Joker card.

- b. The successful rate of **Andar** and **Bahar** – the percentage bar will display how successful the **Andar** or the **Bahar** side was in matching the Joker card, from the last 50 games.



- c. The successful rate of the **Joker** card respective of the **Andar** or **Bahar** sides – similar graphical representation of a percentage bar, by also showing the specific **Joker** card that has been dealt in the ongoing game round.

The graphical representation of the percentage bar simply brings the **Joker** card in the spotlight by showing how successful Andar or Bahar has been by matching the value of that specific **Joker** in the past game rounds.

Each game round, the graphical representation will be updated based on the **Joker** card that has been dealt.



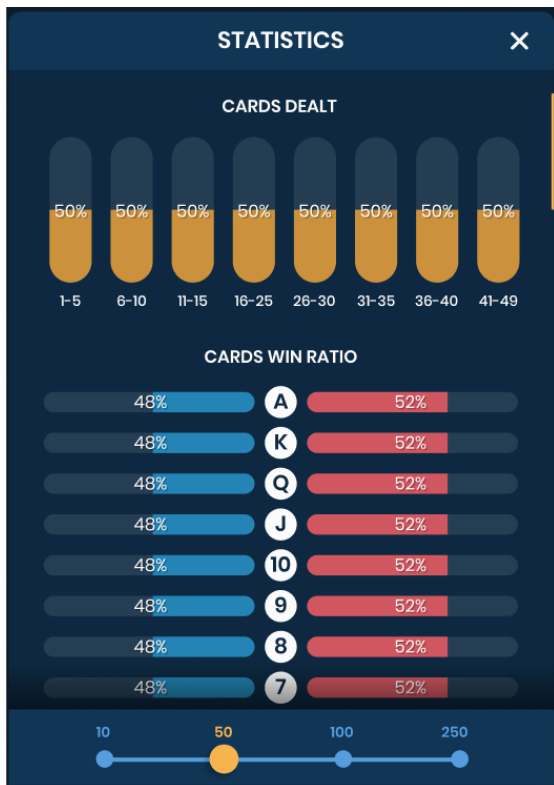
- d. By clicking the **Statistics** button from the User Interface, you will be able to see more detailed stats of the game:



The player will be able to see how successful the side bets have been, based on how many cards have been dealt.

Cards win ratio – graphical representation of the percentage bars for the **Andar** and **Bahar** side, in relation to the **Joker** card. Each card will have its success ratio represented in percentage for each side.

The player has the possibility to check the statistics from the last: 10, 50, 100 & 250 games.



Navigation Controls

The **Lobby (All Games) button** can be clicked at any time from any game. It allows you to easily change table, select any other live game or simply leave the table. You will not be removed from your current table until you have selected the new table you wish to join, so the Lobby can be used to browse other games while remaining at the current table. Once on the lobby page, please click the **Return to Game button** in order to exit the lobby and return to your open table.



Clicking the **Chat button** opens the chat window so you can send messages to the Dealer and other players. Our Dealers will communicate with you directly and answer any questions regarding the game.



If you need to speak with our **Live Support team**, please select the corresponding chat room by clicking the **Support button** and you will be assisted in a private chat.



Chat messages are monitored by dedicated Studio personnel at all times. Any chat messages may be deleted, and your chat feature may be blocked if you use inappropriate or rude language with the Dealers and/or other players at the table or flood the chat with unnecessary messages.

Clicking the **Volume Control button** will open a slider which lets you change the sound volume at your table. Clicking the Volume control button will mute the game – it will then turn into a “Muted” icon.



By default, the game is opened with muted audio. Please click the **Muted button** to unmute the game. The icon will then turn into the **Volume Control button**.



Clicking the **History button** will open a window showing details of your activity in our Live Casino. By default, it will be opened on your history for Today. You can also see your history from previous days by selecting the Older tab.



Simply select a game round from the list to see details of it, including all your bets. The details of your game round history will be shown in the **History window** and will be split into 2 parts: game round information and bets information.

Clicking the **Game Help button** opens the Help window you are in right now.



Clicking the **Settings button** opens a **Settings window** allowing you to set your desired preferences.

In the **General tab** the following options are available:



- Video stream on/off.
- Manage video quality.
- Manage video sounds.
- Manage game effects.
- Language – change the interface language.

By clicking the **Classic View button**, you will change the view of the game to **Classic mode** where the video will be shown inside a small frame. The virtual table will be available below the video and the graphical cards will be shown for each side.



The game interface may also change automatically to Classic mode if your internet connection is slow or unstable. If this happens, the video will be automatically set to **Low video resolution**.

Clicking the **Full Screen button** will launch **Full Screen** mode and the game and/or Lobby will fill the entire screen. To exit this mode, either click the button again or press the "Esc" key on your keyboard.



Cards Shuffle and Cards Change

Deck shuffling occurs after each successful finalization of a game round.

Cards will be shuffled (mixed) by a Shuffling Machine on the accessory table or by the Dealer/Shuffler at the gaming table according to the established procedure.

The cards change procedure takes place at each card game table once every 24 hours. However, it shall also be done in the following cases:

- Table has been opened after a period of inactivity.
- Video stream was unavailable at the table.
- More than three cards fell to the floor during the game round.
- A card with a defective barcode is present in the shoe.
- The cards got stuck in the Shuffle Machine and got damaged by it.

Game Inconveniences

You are personally responsible for the correct positioning of your wagers at a Andar Bahar table.

In the event of any technical malfunction or human error, the instance will be reported to the **Shift Manager** immediately.

If **any error in the game procedure** occurs, the game round will be temporarily paused, and the Shift Manager will be notified. You will be informed by an on-screen notification that the issue is being investigated.

If the **Shift Manager can immediately resolve the error** (e.g., by rescanning the cards, placing the cards in the correct positions, etc.) the game round will continue as normal.

If **immediate resolution is not possible**, the game round will be cancelled, and initial bets will be refunded to all players who participated in the game round.

A bet may be rejected by the system after the betting time is finished due to not being placed in time, not meeting the minimum or maximum requirements, or to other transaction issues.

If you place **a wager that is lower than the minimum table bet limit**, it will be shown as an inactive chip. You will be informed about this via the small tooltip window above your bet. Once the betting time is over, all inactive chips will be rejected.

If your **bet exceeds any maximum bet limit**, it will be adjusted automatically, and you will be informed about this via the small tooltip window above your bet.

If the game ends with what you consider to be a **wrong result**, or in the event of any other irregularities, please contact Casino Customer Support providing the **Game ID number**.

Disconnection Policy

Pragmatic Play Live Casino services are provided over the internet, from which you may be disconnected at times. This poses potential problems to the game flow and your user experience.

In order to minimize the impact of unexpected disconnections, when you lose connectivity to the game server, a reconnect message will be displayed on the screen.

The following error handling rules apply in the event of disconnection:

- If a disconnection occurs **before the "BETS CLOSED"** message appears on the screen and your bets were not yet accepted by the server, your bets will not be deducted from your balance and you will not participate in the game round. Once reconnected, please verify your balance and inform your Casino Operator immediately if there are any issues.

- If a disconnection occurs **after the “BETS CLOSED”** message appears on the screen and your bets were accepted by the server, the game will proceed as normal, and any winnings will be processed according to the game result regardless of the disconnection.

After being disconnected, please check your winnings in the **History window** and if you have any doubts regarding game outcomes, please contact Live Support within the game or Casino Customer Support, providing them with details of the game in question including the **Game ID number**.

If **connection to the table from the Studio is lost** for more than 5 minutes, the game will be cancelled.

If we determine that you would have won the game round, your winnings will be credited to your account through **Casino Customer Support**.